

# Air Headers and Distribution Manifolds

AH and CM Series



# Contents

AH Series Air Headers	C-76
-----------------------	------

---

CM Series Distribution Manifolds	C-80
----------------------------------	------

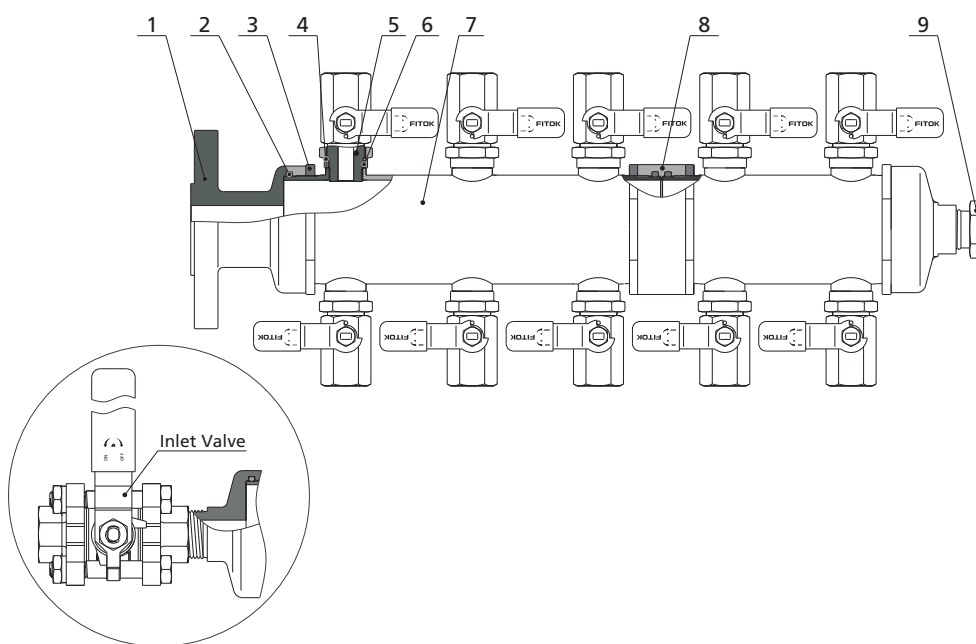
---

## AH Series Air Headers

### Features

- ⦿ Working pressure up to 1000 psig
- ⦿ Working temperature: 0 to 250°F (-18 to 121°C)
- ⦿ Modular design for easy installation and maintenance
- ⦿ Standard module with 4 or 6 outlets available as an accessory and available ordered separately
- ⦿ Multiple choices of inlet and vent types, and in-line replacement available
- ⦿ Every air header leak tested at factory with air or Nitrogen at rated working pressure

### Major Materials of Construction



Item	Component	Material	
1	Inlet Valve	BG series ball valves	
	Flange/Fitting	316 SS	304 SS
2	O-ring	NBR	
3	Lock Nut	304 SS	
4	Support Ring	304 SS	
5	Outlet Valve	BR series ball valves	
6	Seal Ring	PTFE	
7	Main Line	316 SS	304 SS
8	Connection Nut	316 SS	304 SS
9	Plug	316 SS	304 SS

## Standard Connection Types

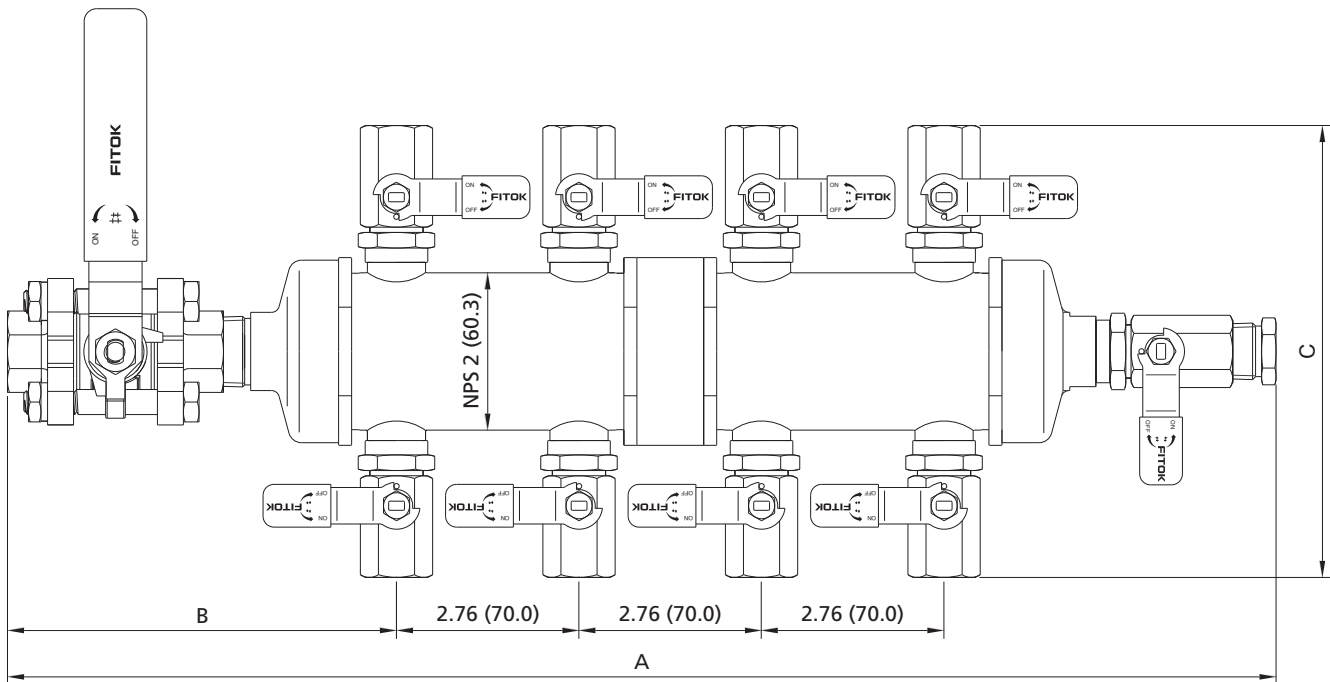
Port	Connection Type	Specification	Standard
Inlet	Female NPT	1"	ASME B1.20.1
	Flange	Class 150, Class 300	ASME B16.5
PN16, PN25, PN40		EN1092, GB/T9115	
Outlet	Female NPT	1/2"	ASME B1.20.1
Vent	Female NPT	1/2"	ASME B1.20.1

Note: The connections listed above are standard. For other connection types, refer to "Ordering Number Description".

## Ordering information and Dimensions

Dimensions, in inches (millimeters), are for reference only and are subject to change.

### Air Header



Basic Ordering Number	Connection Type and Size	Dimensions, in. (mm)		
		A	B	C
AH□□-AM16-8FNS8-FNS8	Inlet: 1" Class 150 RF flange; Outlet: 8 outlets, 1/2" Female NPT; Vent: 1/2" female NPT with plug	14.60 (370.8)	3.39 (86.0)	6.81 (173.0)
AH□□-FNS8-4FL4Y-FNS8	Inlet: 1/2" Female NPT; Outlet: 4 outlets, 1/4" FITOK tube fitting with plug; Vent: 1/2" female NPT with plug	8.00 (203.0)	2.29 (58.2)	9.71 (246.7)
AH□□-FNS12Y-8FNS8-VPFNS8	Inlet: 3/4" Female NPT with BG series ball valve; Outlet: 8 outlets, 1/2" Female NPT; Vent: 1/2" Female NPT with valve and plug	19.80 (503.0)	6.61 (168.0)	6.81 (173.0)

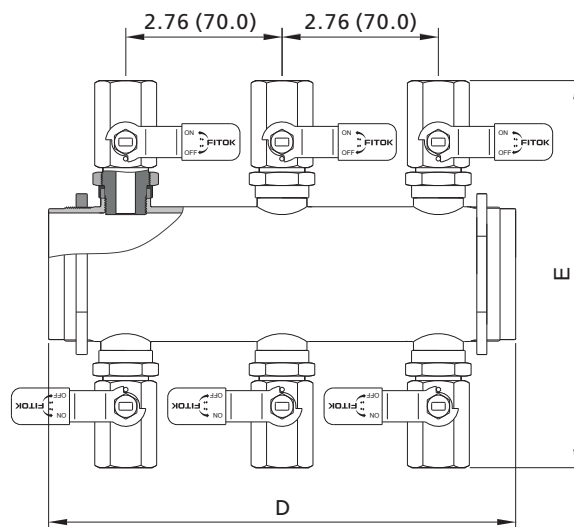
For a complete ordering number, add a material designator to the basic ordering number. For other materials and connections, please contact the FITOK Group or our authorized distributors.

### Accessory - Standard Module

Includes: main line, outlet valve, lock nut, support ring and seal ring.

Basic Ordering Number	Number of Outlet Valves	Dimensions, in. (mm)	
		D	E
□□AH-4FNS8	4	5.47 (139.0)	6.81 (173.0)
□□AH-6FNS8	6	8.23 (209.0)	

For a complete ordering number, add a material designator to the basic ordering number.



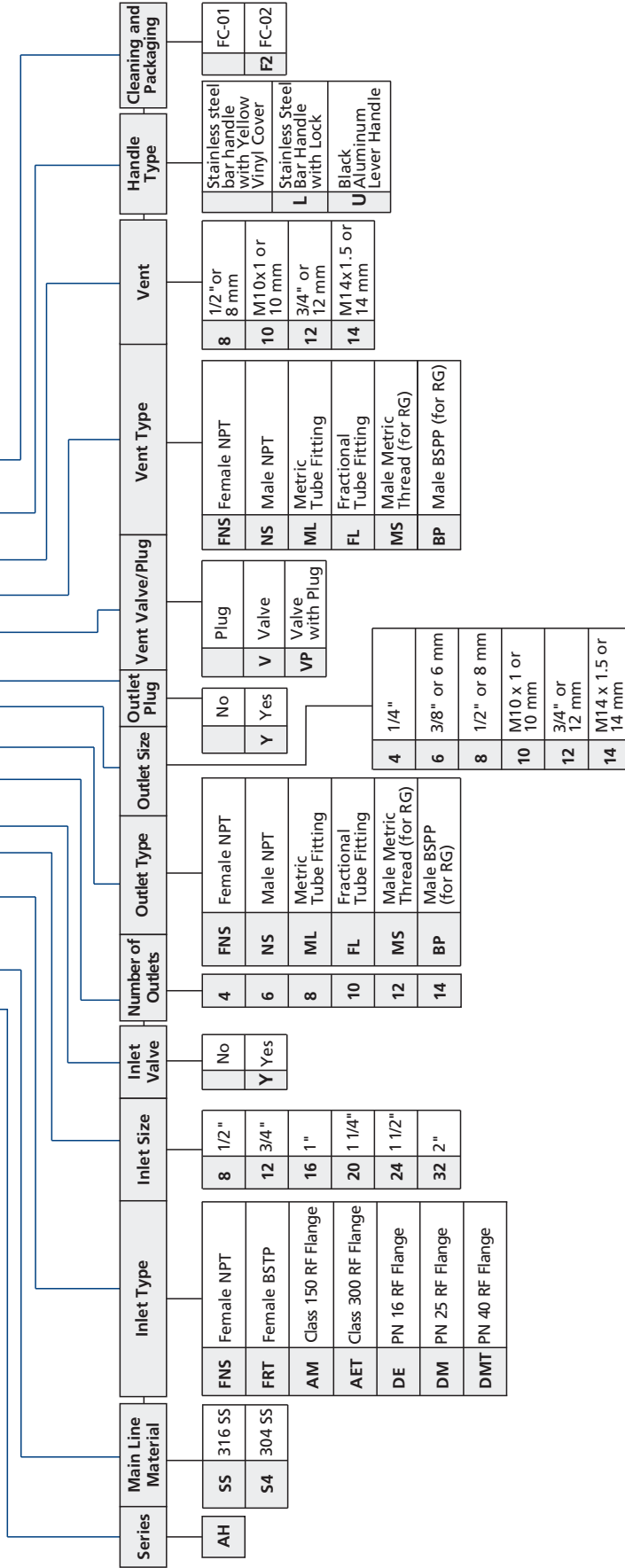
### Other Accessories

Accessory	Basic Ordering Number	Description
Inlet Flange	□□AH-AM16	1" Class 150 RF flange
Inlet Thread	□□AH-FNS16	1" Female NPT
Connection Nut	□□AH-LM60	For connection of standard modules
O-ring	BN9-932	NBR O-ring

To order accessories except for O-ring, add a material designator (same with the main line) to the basic ordering number. For other inlet flange or thread types, please contact FITOK Group or our authorized distributors.

# Ordering Number Description

## AHS4 - FNS12Y - 4ML10Y - VFNS8 - U - F2



**Note:**

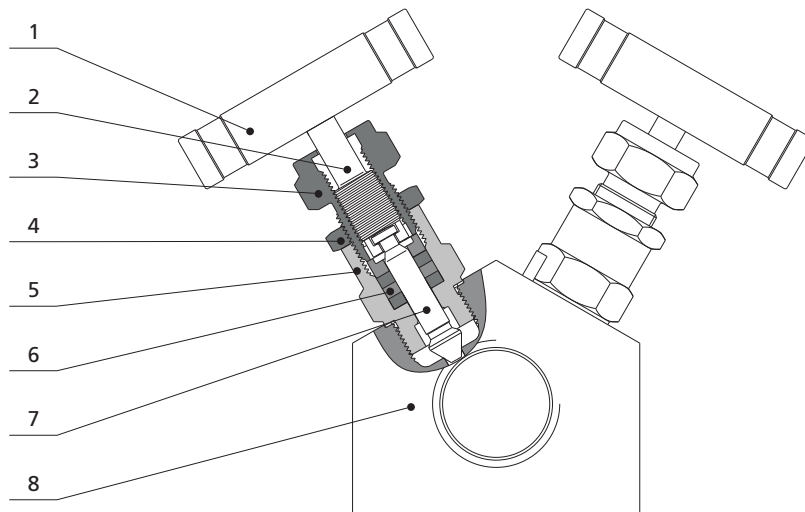
1. "Ordering Number Description" is a reference to understand the combination rules of FITOK part number.  
Not all combinations are available.
2. Cleaning and Packaging:  
FC-01: Standard cleaning and packaging for general industrial procedures.  
FC-02: Special cleaning and packaging for wetted system components to ensure compliance with product cleaning requirement as stated in ASTM G93 Level C.

## CM Series Distribution Manifolds

### Features

- ⦿ Working pressure up to 6000 psig
- ⦿ Working temperature:
  - PTFE packing: -15 to 450°F (-26 to 232°C)
  - Graphite packing: -15 to 1200°F (-26 to 649°C)
- ⦿ One-piece, integral body, compact design
- ⦿ Linear instead of rotary movement of the rising, non-rotating stem minimizes packing abrasion and reduces the friction between the seat and the tip
- ⦿ Upper stem threads cold rolled and lower stem hardened for high strength and smooth operation
- ⦿ Fully back seat sealing at fully open position
- ⦿ Every distribution manifold leak tested at factory with air or Nitrogen at rated working pressure

### Major Materials of Construction



Item	Component	Material	
1	Handle	Anodized aluminum	
2	Upper stem	316 SS	
3	Packing gland	304 SS	
4	Lock nut	Stainless Steel	
5	Bonnet	316 SS	
6	Packing	PTFE	Graphite
7	Lower stem	316 SS	
8	Body	304 SS	316 SS

## Standard Connection Types

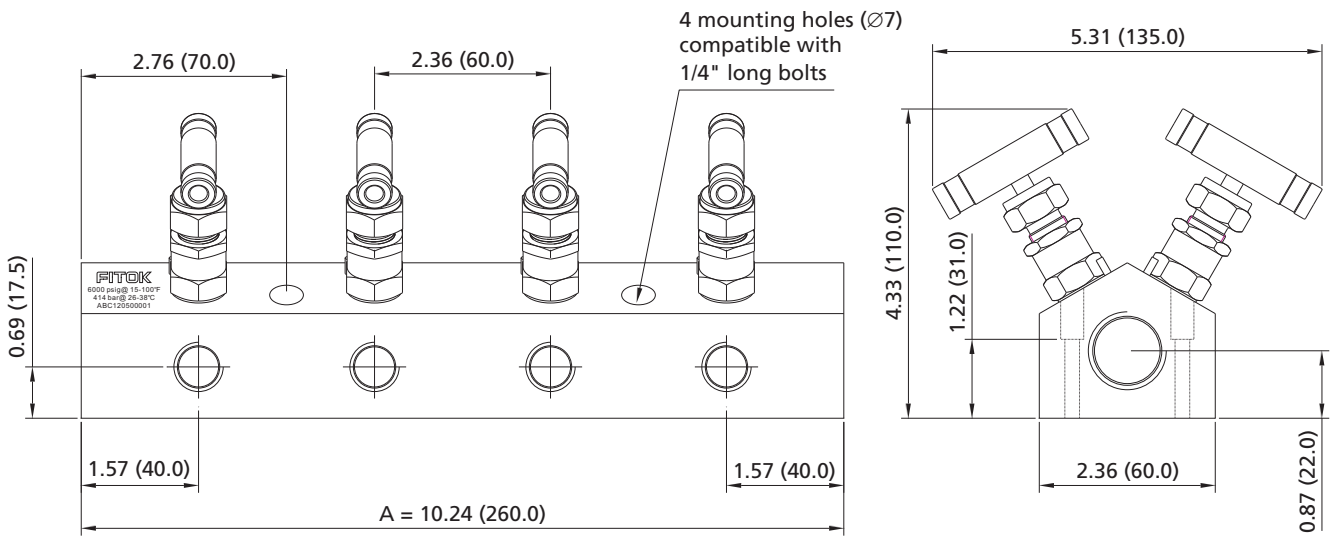
Port	Connection Type	Specification	Standard
Inlet	Female NPT	3/4"	ASME B1.20.1
Outlet	Female NPT	1/4"	ASME B1.20.1
Vent	Female NPT	1/2"	ASME B1.20.1

Note: The connections listed above are standard. For other connection types, refer to "Ordering Number Description".

## Dimensions

Dimensions, in inches (millimeters), are for reference only and are subject to change.

Changes in number of outlets only affect the overall length A, and other dimensions remain the same.

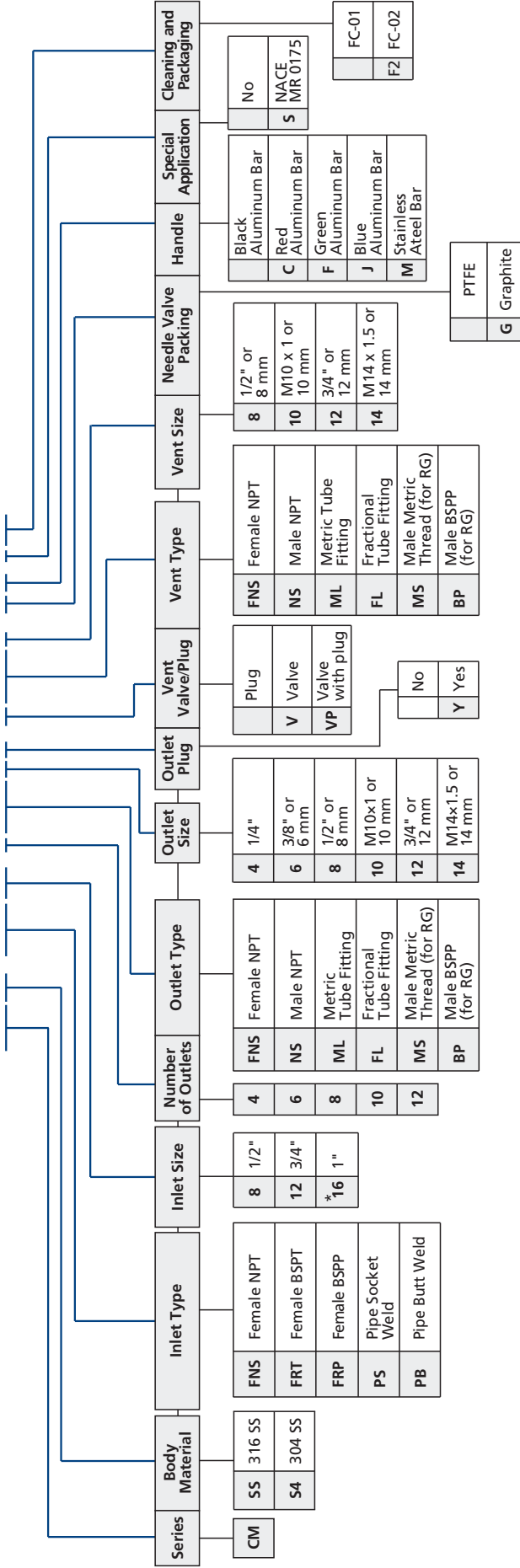


8-outlet manifold shown



# Ordering Number Description

## CMSS-FNS12-8FNS4Y-VFNS8-GC-SF2



**Note:**

1. "Ordering Number Description" is an reference to understand the combination rules of FITOK part number.  
Not all combinations are available.
2. Cleaning and Packaging:  
FC-01: Standard cleaning and packaging for general industrial procedures.  
FC-02: Special cleaning and packaging for wetted system components to ensure compliance with product cleaning requirement as stated in ASTM G93 Level C.
3. \*Applies to maximum working pressure 3000 psig